

## Instruccions per a la Gimcana de PASQUA

### DIVENDRES:

Han de fer un poema en rimes. Hem treballat rimes duran dues sessions, ho han de fer amb el mateix format. El repte serà que l'han de memoritzar i intentar recitar-lo durant els dies! Poden enviar-nos per WHATSAPP el vídeo del poema recitant-lo i nosaltres el penjarem a les xarxes.

També el poden penjar a les seves xarxes amb els següents hastags:

**#englishideat #somideat #weareideat**

### DISSABTE:

Avui es el dia de les manualitats!

**A la primera** hi ha diferents tipus de conillets de pasqua per triar, per diferents nivells, clicant a les fotos, tindreu les instruccions de cadascun.

A tots es necessita paper, tisores i pegament.

**La segona manualitat** és pintar els ous bullits! Es necessiten per a la recerca dels ous (*Easter Egg Hunting*) típic a pasqua als països anglosaxons.

Aquesta recerca la farem diumenge!

També el poden penjar a les seves xarxes amb els següents hastags:

**#englishideat #somideat #weareideat**

**#SOMIDEAT**

## DIUMENGE:

Haureu d'imprimir les pistes ([#CLUES](#)), si no teniu possibilitat, també ho podeu escriure en diferents paperets vosaltres mateixos, o ensenyar les pistes directament del mòbil.

**Tenim 10 pistes**, i a continuació els llocs on haureu d'amagar els *ous* / *xocolatines* / *caramels* o *xuxes* per a que puguin descobrir mitjançant les pistes donades. L'última pàgina del document tenim les respostes, però us les posem aquí també.

- #CLUE1: sota la moqueta
- #CLUE2: al costat de la TV
- #CLUE3: dins de la nevera
- #CLUE4: làmpada
- #CLUE5: rellotge
- #CLUE6: microones
- #CLUE7: cistella de la roba bruta
- #CLUE8: impressora
- #CLUE9: baix del coixí del llit
- #CLUE10: dins del seu armari

## DILLUNS

Farem Poemes Acròstics! [Aquí](#) un exercici que s'hauria d'imprimir, o copiar a un foli.

CENTRE DE RECURSOS

**\* I per si queda temps, o els ve de gust fer alguna coseta més, [aquí](#) hi ha 3 activitats extra per a pintar durant aquestes vacances confinades.**

Ens agradaria que ens envieu fotos amb els resultats acabats per a poder corregir els exercicis que ho requereixin.

Recordem que ens encantaria que compartiu tot allò que feu amb nosaltres, amb **#englishideat #somideat #weareideat**

Fem que aquest confinament sigui més divertit! Envieu aquest material a tots els infants que ho necessitin! Moltes gràcies per confiar amb nosaltres!

# #SOMIDEAT



**Easter**

**Friday**

**Let's make rhymes!**

Is Easter time, let's make small activities everyday to make holidays at home more fun. A rhyme is a repetition of similar sounds, for example: box and fox, hall and ball.

**Write your own poem and memorize it! A poem it is like a small story: it has a beginning and an end. Remember to write a title and the end words have to rhyme!**

Here are some examples:

One, two, three

One, two, three, four, five,  
Once I caught a fish alive.  
Six, seven, eight, nine, ten,  
Then I let it go again.  
Why did you let it go?  
Because it bit my finger so.  
Which finger did it bite?  
This little finger on the right.

Jelly

Jelly on a plate,  
Jelly on a plate.  
Wibble wobble,  
Wibble wobble,  
Jelly on a plate.

**Easter Bunny**

There once was a nice Easter bunny  
He hopped around looking very funny  
He injured his leg  
While hiding an egg  
Then he didn't feel very sunny



Remember to be creative, don't forget to have fun and share it with us with **#englishideat** !

**Saturday**

**Let's make handcrafts!**

Choose one of this to make (click in the image for instructions):



**TRADITIONAL ORIGAMI RABBIT**

diagram

You will need paper, scissors, glue, colors to paint, or decorations as you wish.

Do you remember the poem you wrote yesterday? Try to make this handcrafts and say it out loud three times while you make this!

Remember to be creative, don't forget to have fun and share it with us with **#englishideat** !

**Let's prepare for the Easter Egg Hunt for tomorrow!**

Tomorrow, you will have to discover the clues and find the hidden eggs! But first thing first, we need some painted eggs like these (links on the images):



Paint the eggs as you wish! Remember to be creative, don't forget to have fun and share it with us with **#englishideat** !

**Sunday**

**Let's hunt the Easter Egg!**

Today is the day! What's the weather like? Are you ready for the Easter Egg Hunt? Follow your mum or dad's instructions, and discover the secret eggs, chocolates and different surprises hidden around your house.

Your mum or dad will give you 10 clues and you will have to guess the place where they hide to find it!

Don't forget to have fun and share it with us with **#englishideat** !

**Monday**

**Let's write an acrostic poem!**

An acrostic poem is a poem where certain letters in each line spell out a word or phrase. Typically, the first letters of each line are used to spell the message, but they can appear anywhere.

**E**verywhere chocolate is hidden  
**A**nd  
**S**o many children have  
**T**o look.  
**E**aster is a great time of year, so  
**R**emember not to eat the chocolate at once

Your mum and dad will give you the worksheet you will have to finish. [Click here for download it](#)

Try to make an acrostic poem with your name! Try to be original and share it with us **#englishideat** !






# INDOOR Easter Egg Clues

for big kids





Look under where you wipe your shoes.



I am where you watch your favorite  
show, and at night I like to glow.

I am always running but have no legs.  
I am cold and white and always have a light.




Turn me on and you can see,  
turn me off to let the night be.

I have hands but no arms, just a face  
and my hands move at a steady pace.






I have a sound that goes beep, and  
my main function is to heat.




Keep your stinky socks in me, and  
any dirty clothing that comes to be!

I'm full of paper and ink, but I am  
not a book like you might think.



I am under the place where your head  
rests, after a long day of takings tests.

Go out with a bang and find your last  
clue in the place your clothes hang.



— INDOOR —  
*Easter Egg Answers*  
— for big kids —



Look under where you wipe your shoes.

DOOR MAT

I am where you watch your favorite show, and at night  
I like to glow.

TV

I am always running but have no legs. I am cold and white  
and always have a light.

FRIDGE

Turn me on and you can see, turn me off to let the night be.

LAMP

I have hands but no arms, just a face and my hands move  
at a steady pace.

CLOCK

I have a sound that goes beep, and my main  
function is to heat.

MICROWAVE

Keep your stinky socks in me, and any dirty clothing  
that comes to be!

LAUNDRY BASKET

I'm full of paper and ink, but I am not a book like you  
might think.

PRINTER

I am under the place where your head rests, after a long  
day of takings tests.

PILLOW

Go out with a bang and find your last clue in the place your  
clothes hang.

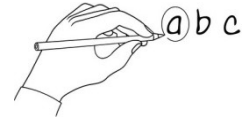
CLOSET





## Acrostic poems

### 1. True or false?



Here is an example of an acrostic poem. Read the poem. Circle true or false for the sentences.

Practise writing poems

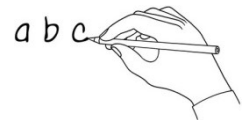
On this page

Everyone can do it

Making beautiful poetry

Simple!

- |   |                                       |                             |
|---|---------------------------------------|-----------------------------|
| a. The first letter of each line makes a word.        | <input checked="" type="radio"/> true | <input type="radio"/> false |
| b. The topic of the poem is the same as the word.     | <input type="radio"/> true            | <input type="radio"/> false |
| c. Each line has one word.                            | <input type="radio"/> true            | <input type="radio"/> false |
| d. Each line can be one word, a phrase or a sentence. | <input type="radio"/> true            | <input type="radio"/> false |
| e. Each line can be long or short.                    | <input type="radio"/> true            | <input type="radio"/> false |
| f. The lines of the poem must rhyme.                  | <input type="radio"/> true            | <input type="radio"/> false |



### 2. Plan your poem!

Choose your topic word. For example, your favourite animal or your name. Write the word on the line. Then write all the words you can think of connected with the word. It doesn't matter which letter they start with.


My topic word: .....

Words connected with this topic word:



### 3. Write your poem!

Write your topic word vertically on the left side in big letters. Look at the example in exercise 1.



Use your words from exercise 2 to help you write a word, phrase or sentence about your topic for each line. Don't forget that the first word of each line must begin with the big letter.

Draw a picture to illustrate your poem.